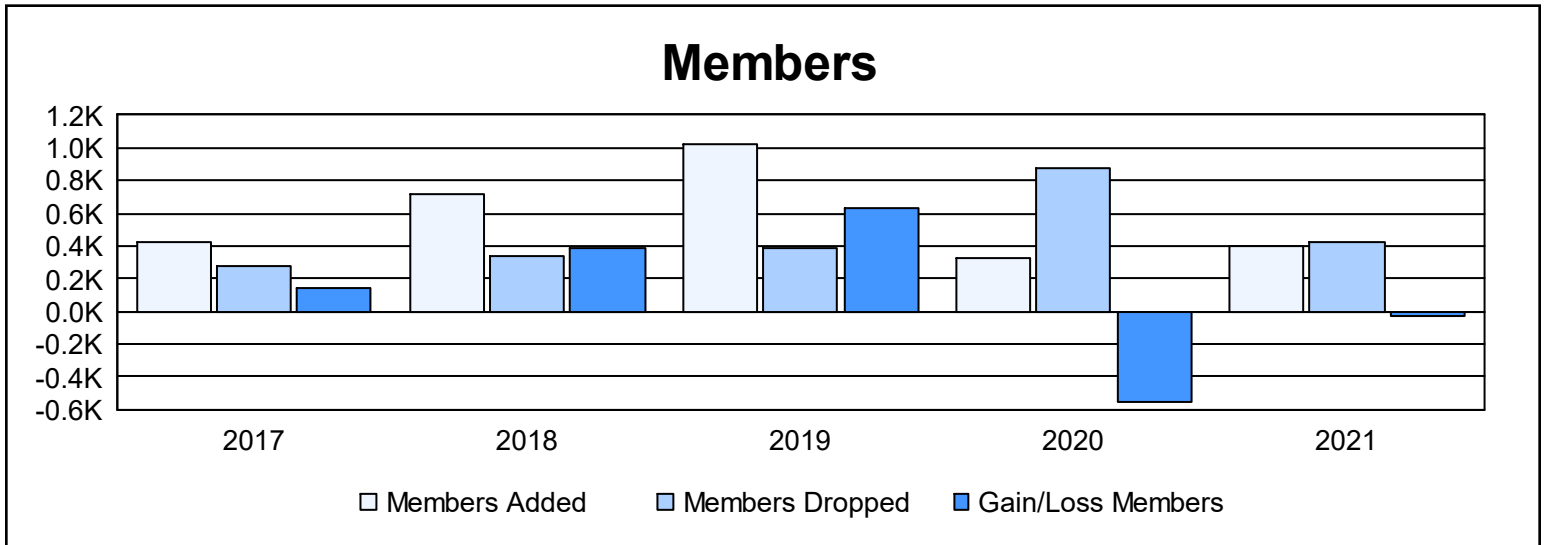
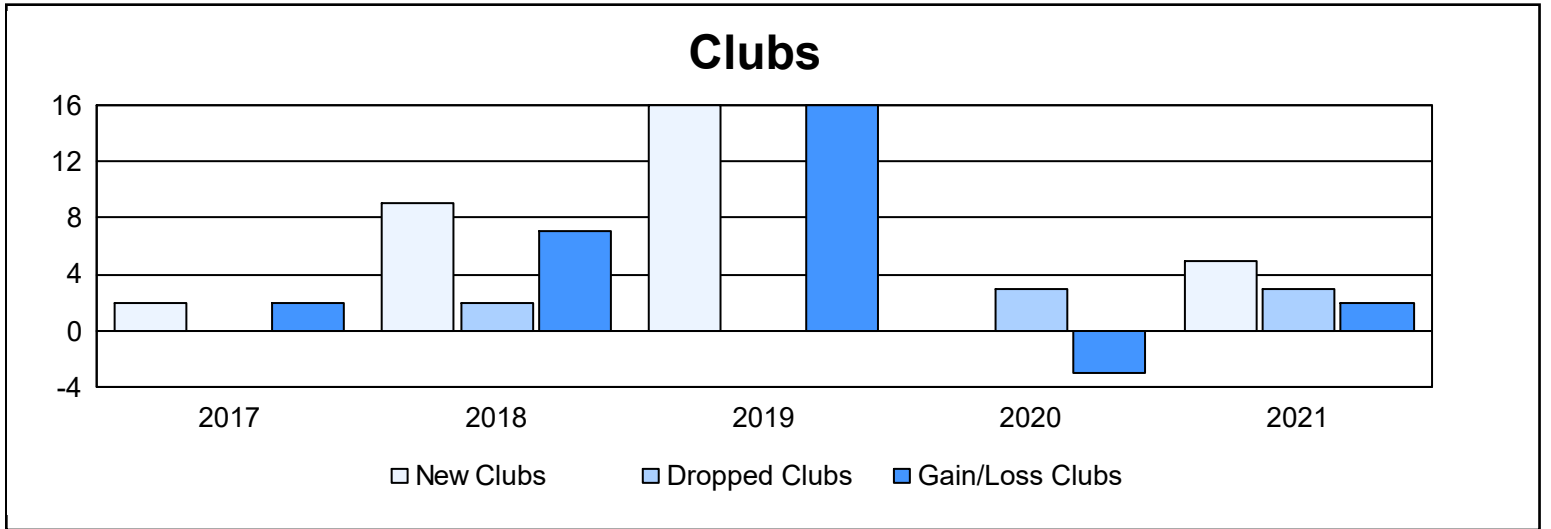
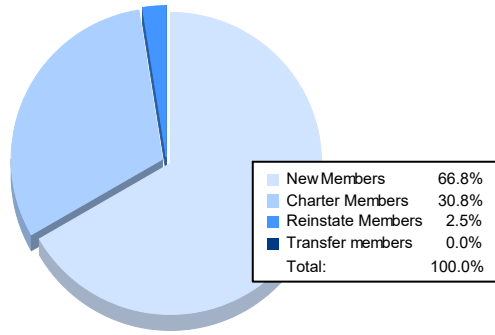


| Year | New Clubs | Dropped Clubs | Gain/ Loss Clubs | New Members | Charter Members | Reinstate Members | Transfer Members | Total Member Added | Total Members Dropped | Gain/ Loss Members |
|----------------|-----------|---------------|------------------|-------------|-----------------|-------------------|------------------|--------------------|-----------------------|--------------------|
| 2016-2017 | 2 | 0 | 2 | 333 | 43 | 37 | 5 | 418 | 280 | 138 |
| 2017-2018 | 9 | 2 | 7 | 398 | 306 | 13 | 6 | 723 | 334 | 389 |
| 2018-2019 | 16 | 0 | 16 | 597 | 399 | 25 | 5 | 1,026 | 389 | 637 |
| 2019-2020 | 0 | 3 | -3 | 161 | 35 | 118 | 8 | 322 | 879 | -557 |
| 2020-2021 | 5 | 3 | 2 | 267 | 123 | 10 | 0 | 400 | 422 | -22 |
| Average | 6 | 2 | 5 | 351 | 181 | 41 | 5 | 578 | 461 | 117 |



Membership Composition June 2021 Cumulative



Gender Composition June 2021 Cumulative

